













< †+U(Ÿ œ ÔPÂ Ú žAô = Õ731¶














			
			
			
			
			





1			<p>22</p> <p>9</p>
2			<p>15</p> <p>(Hb)</p> <p>(HCT)</p>

3			<p>Lacate-Scout</p> <p>15</p> <p>250</p>
4			
5			PH

6			
7	RT-9200		
8			
9			<p>FVC FEV1</p> <p>FEV1/FVC</p>
10			,

2	ergoselect 1200	 A white and grey ergometer bike with a large flywheel and a seat, positioned in a clinical setting with a green floor.	Ergoline Ergoline1200EL 0-45 0-45
3	ergoselect 400	 A white and grey ergometer bike with a smaller flywheel and a seat, positioned in a clinical setting with a green floor.	Polar


<p>4</p>	<p>h/p/cosmos</p>		<p>-5⁰~+25⁰</p> <p>RS323</p> <p>ECG VO2max</p> <p>42</p> <p>80 km/h(50 mph)</p>
<p>5</p>	<p>Myon320</p>		<p>1</p> <p>2</p> <p>sEMG</p>
<p>6</p>	<p>MicroFET3</p>		


7



Ergoline





Polar


8	ConTrex MJ+TP1000		1 20 2 3 4 5
---	----------------------	---	---

1	LUKOtronic -As200		1 LUKOtronic 2 NI-DAQ EMG EEC ECG 3 3D






2	LUKOtronic		1 X Y Z 2
3	simi		1 2 3



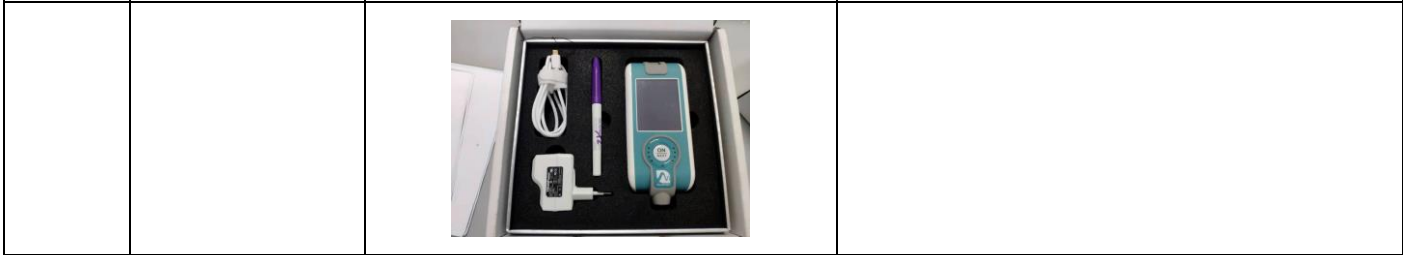
4	MVN		1 2 3 6
5	KoreBalance		1 2 3 4 5


<p>6</p>	<p>BTE EcentronPri mus</p>		<p>1 / 2 / 3 / 4</p>
<p>7</p>	<p>ConTrex MJ+TP1000</p>		<p>1 20 2 3 4 5</p>

8	Myon320	 The image shows two components of the Myon320 sEMG system. On the left is a small, blue, rectangular wireless transmitter with a white antenna. On the right is a larger, black, rectangular receiver unit with a grid of 32 electrode sites on its top surface. Four blue cables with metal connectors are plugged into the top of the receiver.	1 2 sEMG
---	---------	---	----------------




F P Í C Ô P Â Ú žAô = Ô731¶





			
--	--	---	--

1			<p>(), (BMI,) (/))</p>
2			<p>50 800/1000</p>
3			

4	X		BQI BMD
---	---	---	------------

F Ɔ ù* < œ ÔPÂ ÚAô =Õ731¶

1	2.0		
2			
3			

â!Á ›B4NÎCc | ž Aô = Ö731¶

--	--	--	--



